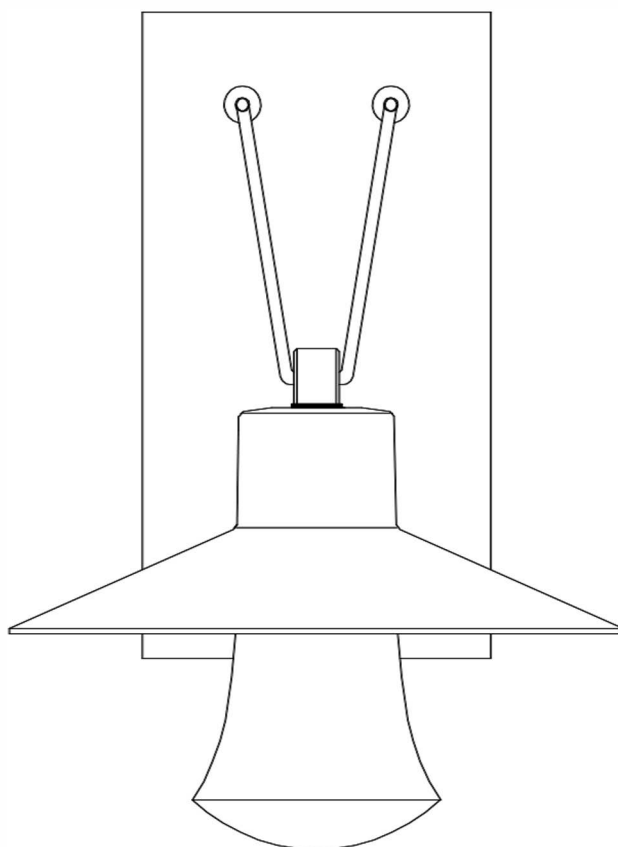


STUDIO•M

SM564362

Please consult your electrician for hanging fixture and wiring.



WARNING:

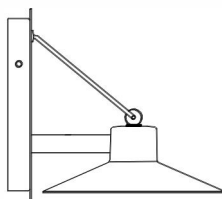
Fixture may be dimmed using an electronic low voltage dimmer.

Bulb (included): 11W LED

IMPORTANT: Turn off the power at the main fuse or circuit breaker box before starting installation



A



B

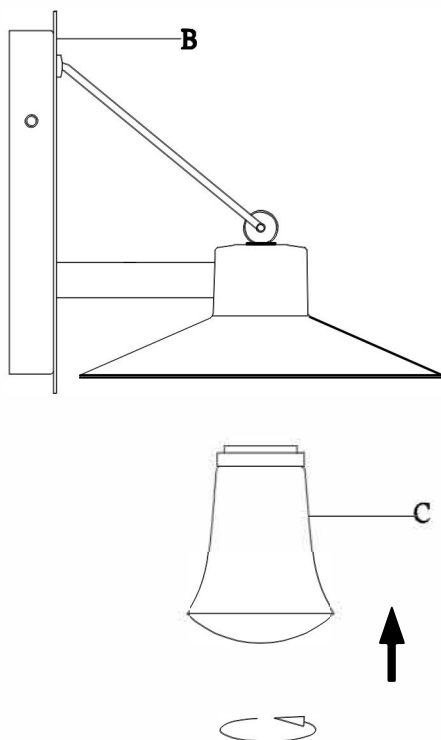


C

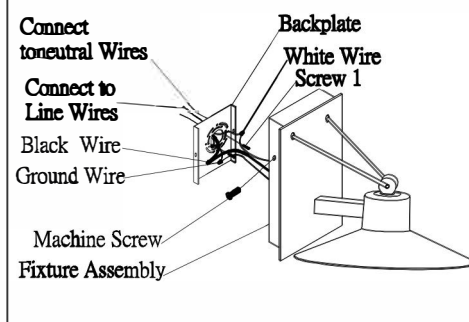


D

Locate all hardware & components before discarding packaging

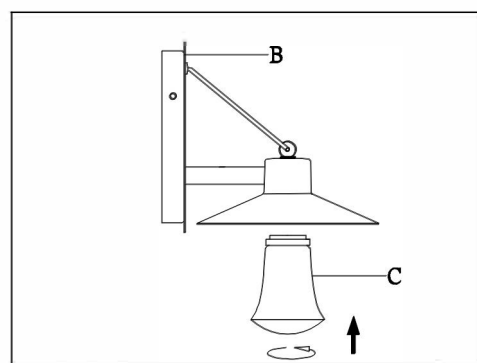


1.)



Step 1: Remove mounting bracket from fixture and install it to the electrical box. Wire fixture to wires in outlet box. Green wire is for ground

2.)



Step 2: Twist glass to lock until tight.

Cleaning & Care:

Clean with soft cloth and a mild detergent. Do not use abrasive cleaner.