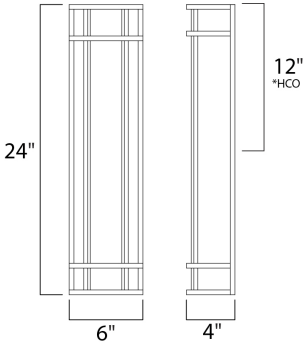




PRODUCT DESCRIPTION

Crafted of 304 Grade Stainless steel and UV stabilized acrylic, Moon Ray offers a classic design thoughtfully engineered to withstand commercial uses indoors and outdoors. Advanced LED technology delivers high light output.



*height from center of outlet to the top of the fixture



MEASUREMENTS

DIMENSION : 6" W x 24" H x 4" Ext
BACK PLATE : 5.25" W x 23.25" H x 12" HCO
HANGING WEIGHT : 5.91 lb

LAMPING

INPUT VOLTAGE : 120-277V
LUMENS : 1,850 Rated (1,300 Del.)
BULB : 23W LED PCB Integrated , 23W Total
BULB INCLUDED : (Integrated)
DIMMABLE : No
CRI : 80+ CRI
COLOR_TEMP : 3000K

FINISHES OPTION

-  Bronze (BZ)
-  Satin Nickel (SN)

GLASS

White WT

MATERIAL

Stainless Steel, Acrylic

RATINGS

cETLus
Wet Location
ADA



ADDITIONAL

INSTALL UP/DOWN: Up
RATED LIFE 40000 Hours
OPERATING TEMPERATURE:
-20°C (-4°F), 40°C (104°F)

PHOTOMETRIC: Report Found Online

Always consult a qualified electrician before installing any lighting product.



Modifications or Customizations: Please email contract@studiomlighting.com
Sample Request: Please email order@studiomlighting.com with subject line
"Sample Order_ [Project Name] / [Specifier/Designer]"
All samples are subject to Studio M approval and must show proof of project and/or explanation.

| | |
|-----------|-----------|
| Job Name: | Job Type: |
| Quantity: | Comments |