



STUDIO•M



2024 SUMMER

STUDIO•M

2024 SUMMER



REFRESHINGLY MODERN, RETRO COOL

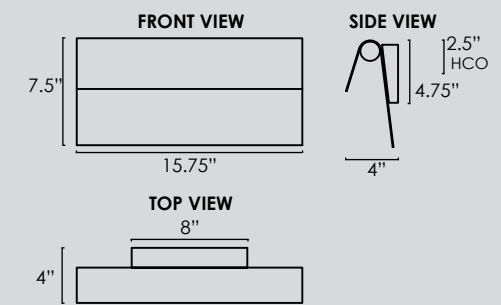


FOLD BY MAT SANDERS

A understated form with dramatic effect, Mat Sanders applies his expertise at subtleties in luxurious design. A single fold of brushed Natural Aged Brass gently folds over concealing an LED light source within. The light source is surprisingly powerful as it casts ample illumination downward in a warm hue that creates a softer ambience to a space.




SM81830



SM81830 • Sconce

18W LED DC (integrated)
 15.75"W x 7.5"H, 4"E
 BP: 8"L x 4.75"H, 2.50" HCO
 3000K, CRI 90+, 1030 lm

Available in Natural Aged Brass (NAB)



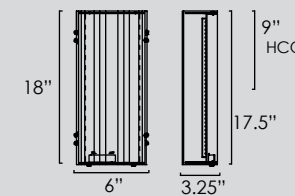
SM21362



SM21363



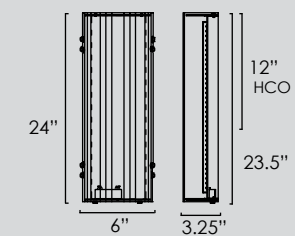
SM21364



SM21362 • 18" Vanity

25W LED PCB (integrated)
 6"W x 18"H x 3.25"E
 BP: 4.75"W x 17.50"H, 9" HCO
 CCT: 27-30-35-40-50K
 CRI 90+, 2880 lm

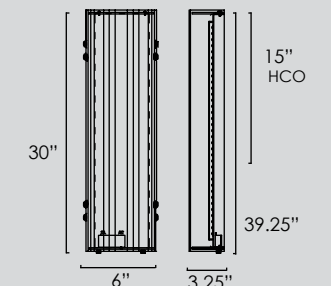
Available in White with either Natural Aged Brass (WTNAB) or Polished Nickel (WTPN)



SM21363 • 24" Vanity

28W LED PCB (integrated)
 6"W x 24"H x 3.25"E
 BP: 4.75"W x 23.50"H, 12" HCO
 CCT: 27-30-35-40-50K
 CRI 90+, 3180 lm

Available in White with either Natural Aged Brass (WTNAB) or Polished Nickel (WTPN)



SM21364 • 30" Vanity

25W LED PCB (integrated)
 6"W x 30"H x 3.25"E
 BP: 4.75"W x 29.25"H, 15" HCO
 CCT: 27-30-35-40-50K
 CRI 90+, 4650 lm

Available in White with either Natural Aged Brass (WTNAB) or Polished Nickel (WTPN)

FACETS BY MAT SANDERS

With simple linear compositions and an elongated curved form, Mat Sanders draws inspiration from the Streamline Modern era of the 1930s. The faceted opal white glass elegantly diffuses light, while solid brass details provide an elevated, timeless look. Select from 5 color temperatures by adjusting the toggle switch easily accessible behind the shade.

INTRODUCING

RYAN SAGHIAN

INTERIOR DESIGN STUDIO

An embodiment of artistry, passion, and a commitment to pushing boundaries. Interior Design Ryan Saghian is an internationally acclaimed, award winning architectural interior design firm specializing in high-end residential and hospitality projects. Recognized for a diverse and wide-ranging portfolio encompassing a symphony of rich, unexpected materials that exist between opulence and raw authenticity. Eschewing a single signature style, we celebrate diversity, crafting spaces that encompass an array of aesthetics. With a signature touch that captivates those who seek the extraordinary, the team at Ryan Saghian Interiors transform spaces into living canvases that tell stories, drawing inspiration from the global tapestry of cultures and weaving intricate references with love and respect. With each project, we embark on a journey of transformation, redefining spaces into timeless narratives that reflect the essence of those who inhabit them.

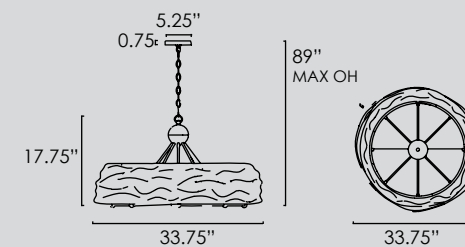




SM42408

SHROUD BY RYAN SAGHIAN


Hand formed metal mesh shades are dimpled and folded into distinctive, artisanal forms. In more traditional lantern and chandelier configurations, these unique shades feature the material suspended within solid brass cages. A large modern, LED pendant features a mesh shade supported atop a sculpted travertine base with brass finial. Similarly, an oversized accent lamp features a large body of travertine at its base with a seemingly floating mesh shade perched atop a brass column. All fixtures include opal white LED lamps.



SM42408 • Chandelier

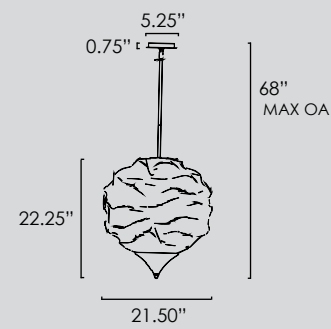
(8) 4W E12 LED Candelabra (included)
33.75\"D x 17.75\"H, 89\" Max OA
Canopy: 5.25\"D x 0.75\"H
3000K, CRI 90+, 400 lm

Available in White with Natural Aged Brass (WTNAB)





SM42402



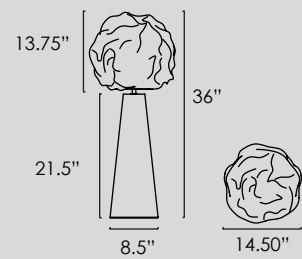
SM42402 • Chandelier

12W E12 LED Candelabra (included)
 21.50"D x 22.25"H, 68" Max OA
 Canopy: 5.25"D x 0.75"H, 12.25" HCO
 3000K, CRI 90+, 700 lm

Available in White with Natural Aged Brass (WTNAB)



SM42409



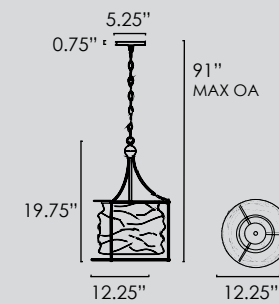
SM42409 • Accent Lamp

6W E26 LED G25 (included)
 14.50"D x 36"H
 3000K, CRI 90+, 400 lm

Available in White with Natural Aged Brass (WTNAB)



SM42401



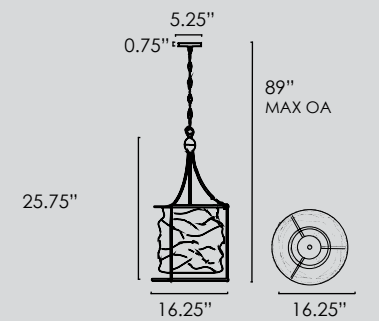
SM424801 • Pendant

6W E26 LED G25 (included)
 12.25"D x 19.75"H, 91" Max OA
 Canopy: 5.25"D x 0.75"H,
 3000K, CRI 90+, 400 lm

Available in White with Natural Aged Brass (WTNAB)



SM42403



SM424803 • Pendant

(3) 4W E12 LED Candelabra (included)
 16.25"D x 25.75"H, 89" Max OA
 Canopy: 5.25"D x 0.75"H, 12.25" HCO
 3000K, CRI 90+, 400 lm

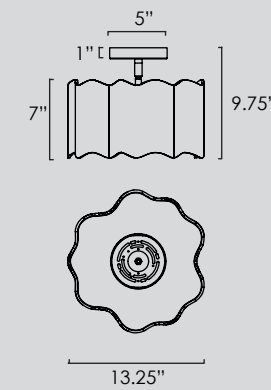
Available in White with Natural Aged Brass (WTNAB)



SM73880



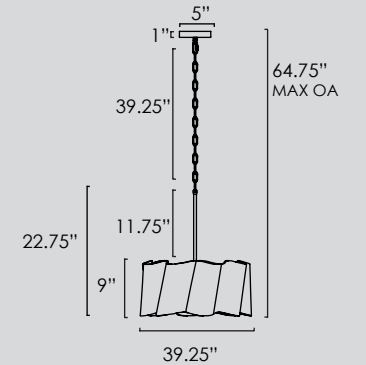
SM73882



SM73880 • Semi - Flush

21W E26 Medium base (included)
13.25"D x 9.75"H
Canopy: 5"D x 1"H

Available in White with Gold (WTGLD)



SM73882 • 20" Pendant

28W E26 Medium base (included)
18.50"D x 22.75"H, 64.75" Max OA
Canopy: 5"D x 1"H

Available in White with Gold (WTGLD)

CURTAIN CALL BY RYAN SAGHIAN

Ryan Saghian captures the glamour of Hollywood evoked in plaster pendants with sculptural details. The forms appear to swell like a curtain, dramatic and striking. The fixtures create a mood in the evening with their soft, ambient light source and transform into a piece of art throughout the day. Thoughtful from every angle, the series features Polished Gold stainless steel mesh diffusers to conceal the light source below.



SM73884

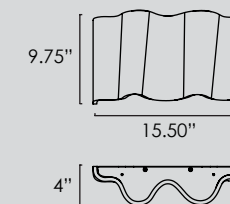
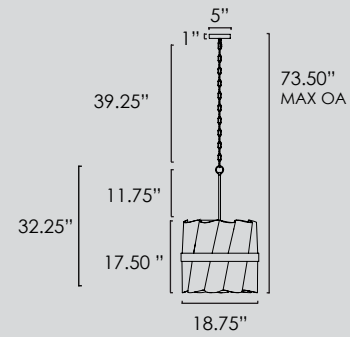
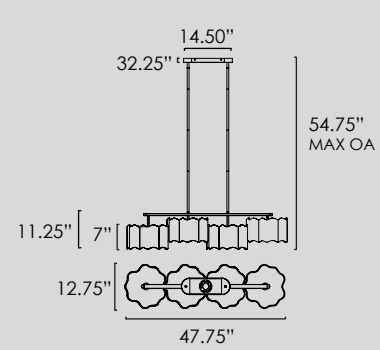


SM73883



SM73881

ADA



SM73884 • 4lt Pendant

21W E26 Medium base (included)
12.75"W x 11.25"H x 47.75"L, 54.75" MAX OA
Canopy: 4.75"W x 1"H x 14.50"L

SM73883 • Foyer Light

21W E26 Medium base (included)
18.75"D x 32.25"H, 73.50" MAX OA
Canopy: 5"W x 1"H x 5"L


SM73881 • Sconce

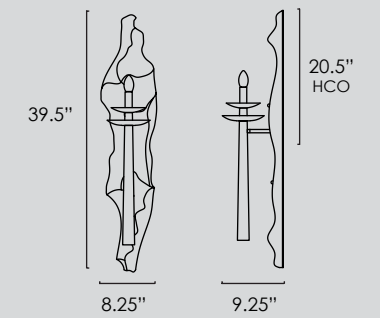
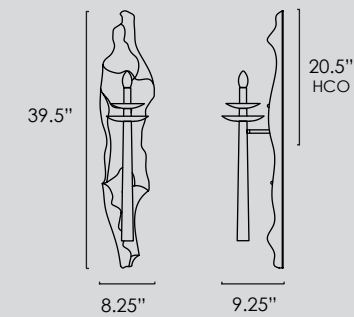
8W E26 Medium base (included)
15.50"W x 9.75"H x 4"E
BP: 5.75"W x 0.75"H, HCO 4.75"

Available in White with Gold (WTGLD)

Available in White with Gold (WTGLD)

Available in White with Natural Aged Brass (WTGLD)





SM90210 • Sconce

SM90212 • Sconce

4W E12 LED Candelabra (included)
 8.25"W x 39.5"H x 9.25"E
 BP: 4.25"W x 13.75"H, 20.50" HCO
 3000K, CRI 90+, 400 lm

4W E12 LED Candelabra (included)
 8.25"W x 39.5"H x 9.25"E
 BP: 4.25"W x 13.75"H, 20.50" HCO
 3000K, CRI 90+, 400 lm

Available in White with Anthracite (WTAR)

Available in White with Anthracite (WTAR)

NOMAD BY RYAN SAGHIAN

Inspired by a rugged landscape of the California coast, Ryan Saghian illustrates the journeying spirit the West. The oversized White plaster formation is striking in scale and contrasts the textured Anthracite finish on the large scaled candelabra that juts from this surface. The composition of the natural forms and rough textures relate a delicate balance of historical appreciation and modern beauty.

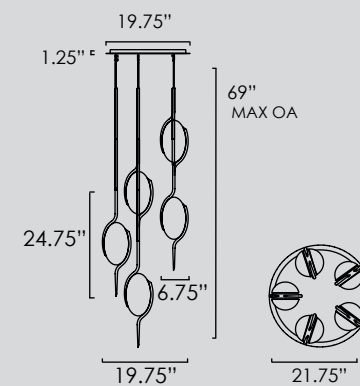


LOCKET BY NINA MAGON

The alluring visual effect of a milky cloud marbled glass provides elegant luminosity. Backlit with evenly diffused LED lighting the fixtures resonate like a vibrant musical note. The fixture is elongated with a vertical metal spike finished in Natural Aged Brass that hugs the glass' shape as it extends in both directions. These elements end in an angle-cut edge which adds visual contrast not only in color but in feeling. The sharpness of a clasp to the softer orb of the marbling white glass. An embodiment of lighting as a jewel, the Locket evokes both the opulence and sentimentality of designer accessories.




SM24875



SM24875 • 5lt Multi - Pendant

100W LED PCB (integrated)
 21.75"D x 24.75"H, 69" Max OA
 Canopy: 19.75"D x 1.25"H
 3000K, CRI 90+, 8000 lm

Available in Marble Glass w/Natural Aged Brass (MRNAB)





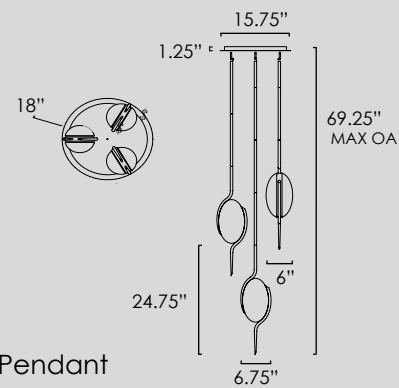
SM24873



SM24871



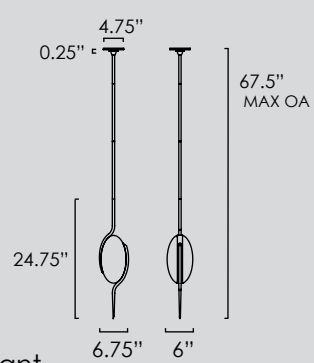
SM24870



SM24873 • Multi - Pendant

48W LED PCB (integrated)
18"D x 24.75"H, 69.25" Max OA
Canopy: 15.75"D x 1.25"H
3000K, CRI 90+, 3070 lm

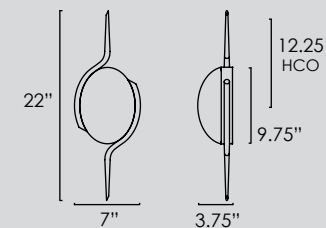
Available in Marble Glass w/Natural Aged Brass (MRNAB)



SM24871 • Single Pendant

16W LED PCB (integrated)
6"W x 24.75"H x 6.75"L, 67.5" Max OA
Canopy: 4.75"D x 0.25"H
3000K, CRI 90+, 1280 lm

Available in Marble Glass w/Natural Aged Brass (MRNAB)



SM24870 • Sconce

8W LED PCB (integrated)
7"W x 24.5"H x 3.75"E
BP: 6"W x 9.75"H, 12.25" HCO
3000K, CRI 90+, 640 lm

Available in Marble Glass w/Natural Aged Brass (MRNAB)





STONEWALL MIRROR

BY NINA MAGON

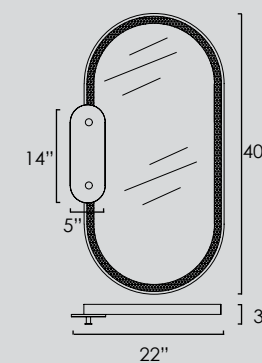
Complimentary wall lighting products display the unique beauty of Spanish Alabaster and our Striae Arya stone panels in a modern application. Low-profile ADA sconce options in alabaster as well as illuminated mirrors and wall decor pair perfectly with the Megalith collection or stand alone to enhance a room's décor.



SM24800



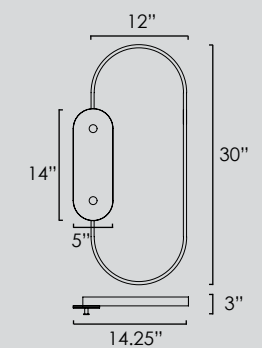
SM24801



SM24800 • LED Mirror

35W LED PCB (integrated)
22"W x 40"H x 3"E
BP: 6"W x 1.25"H x 6"L
3000K, CRI 90+, 1830 lm

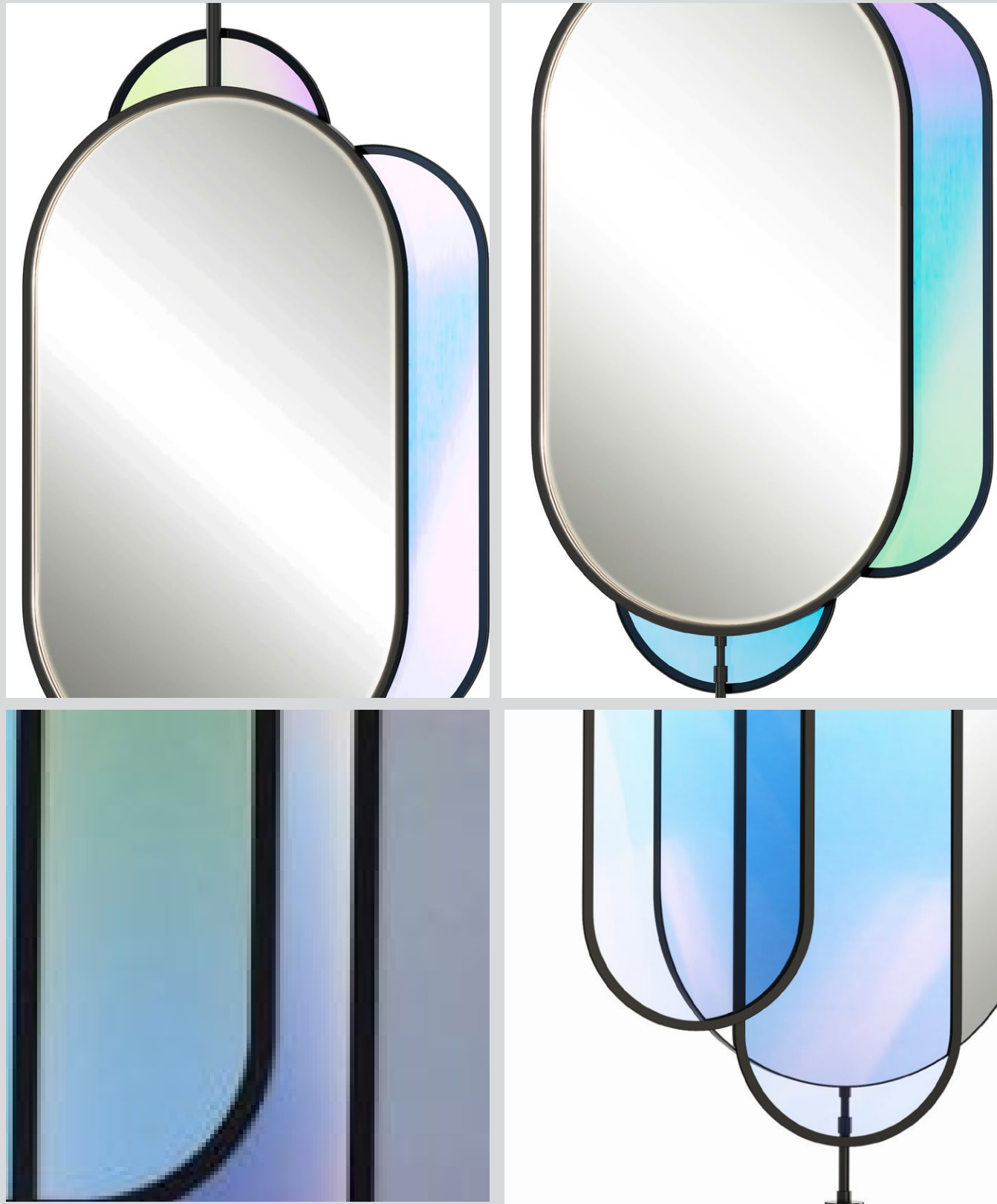
Available in Striae Arya with Black (ARYBK)
White Alabaster with Black (WABK)
White Alabaster with Brushed Champagne (WABCN)



SM24801 • LED Wall Decor

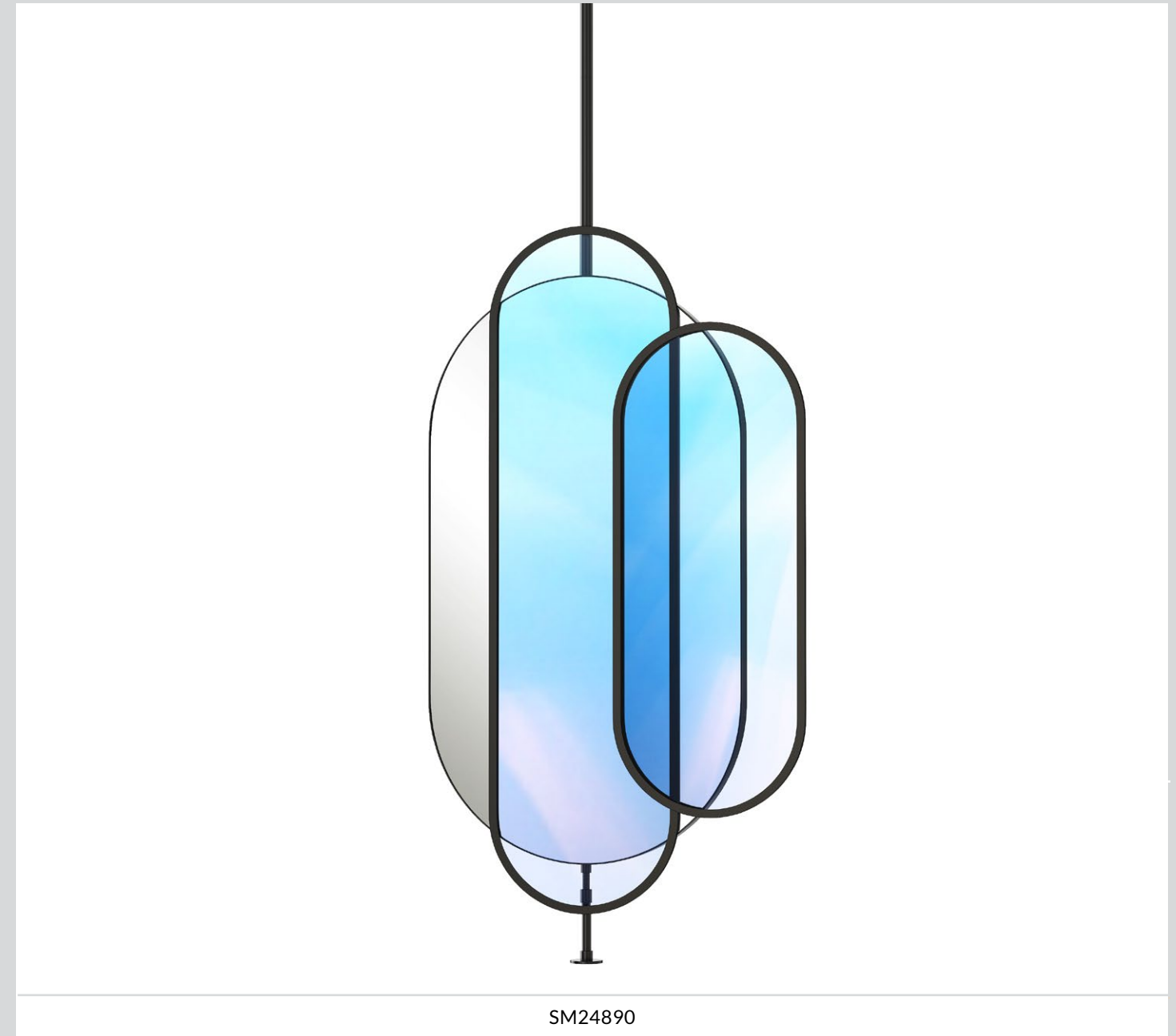
40W LED PCB (integrated)
14.25"W x 30"H x 3"E
3000K, CRI 90+, 670 lm

Available in Striae Arya with Black (ARYBK)
White Alabaster with Black (WABK)

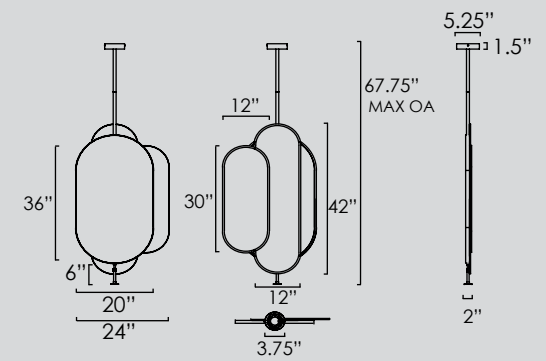


REVERIE BY NINA MAGON

Either as a pendant or with a wall-kit installation, the Reverie mirror adds color and interest to this lighting category. Oval-shaped iridescent acrylic panels in deep dichroic hues surround a lighted mirror that can be installed to a base or mounted on a wall with power coming from overhead.



SM24890



SM24890 • LED Mirror Stand/ Wall Mount

43W DC LED (integrated)
 24"W x 42"H, 2"E, 67.75" MAX OA
 Canopy: 5.25"D x 1.50"H
 3000K, CRI 90+, 2800 lm

Available in Marble Glass w/Natural Aged Brass (MRNAB)

LSMCAT2406

STUDIO • M
L I G H T I N G

studiomlighting.com