





PRODUCT DESCRIPTION

This outdoor collection is cast in concrete for maximum durability in harsh climates such as coastal environments. Available in your choice of White or Grey Aggregate, both are powered by dual integrated LED boards for efficient and long life operation.

FINISHES OPTION

-  Greystone (GSN)
-  Sandstone (SSN)

MATERIAL

Concrete, Aluminum

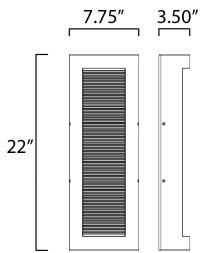
RATINGS

cETLus
Wet Location
ADA



ADDITIONAL

INSTALL UP/DOWN: Up
SLOPE:
RATED LIFE 35000 Hours
OPERATING TEMPERATURE:
-20°C (-4°F), 40°C (104°F)



MEASUREMENTS

DIMENSION : 7.75" W x 22" H x 3.5" Ext
MAX OAH : 6.25" W x 11.5" H
HANGING WEIGHT : 12.8 lb

LAMPING

INPUT VOLTAGE : 120V
LUMENS : 840 Rated (680 Del.)
BULB : 6W LED AC Integrated , 12W Total
BULB INCLUDED : (Integrated)
DIMMABLE : Electronic Low Voltage (ELV)
CRI : 80 CRI
COLOR_TEMP : 3000K
LIGHTING_DIRECTION : Down

Always consult a qualified electrician before installing any lighting product.



Modifications or Customizations: Please email contract@studiomlighting.com
Sample Request: Please email order@studiomlighting.com with subject line "Sample Order_ [Project Name] / [Specifier/Designer]"
All samples are subject to Studio M approval and must show proof of project and/or explanation.

Job Name:	Job Type:
Quantity:	Comments: