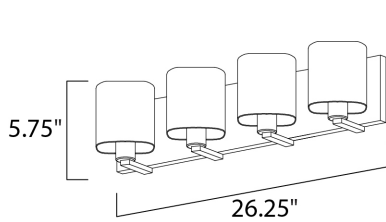




PRODUCT DESCRIPTION

Satin White bands of cased glass wrap around each lamp creating a soft ribbon of light. Back plates finished in Polished Chrome or Satin Nickel complement the majority of bath fittings.





MEASUREMENTS

DIMENSION : 26.25" W x 5.75" H x 5.5" Ext
 BACK PLATE : 26.25" W x 5.5" H x 2.75" HCO
 HANGING WEIGHT : 6.78 lb

LAMPING

INPUT VOLTAGE : 120V
 BULB : 60W Incandescent E26 Medium , 240W Total
 BULB INCLUDED : (Not Included)
 DIMMABLE : Yes

FINISHES OPTION

-  Polished Chrome (PC)
-  Satin Nickel (SN)

GLASS

Satin White SW

MATERIAL

Glass, Steel

RATINGS

cULus
 Damp Location



ADDITIONAL

OPERATING TEMPERATURE:
 -20°C (-4°F), 40°C (104°F)

Always consult a qualified electrician before installing any lighting product.

STUDIO•M

Modifications or Customizations: Please email contract@studiomlighting.com
 Sample Request: Please email order@studiomlighting.com with subject line
 "Sample Order_ [Project Name] / [Specifier/Designer]"
 All samples are subject to Studio M approval and must show proof of project and/or explanation.

Job Name:	Job Type:
Quantity:	Comments: