



PRODUCT DESCRIPTION

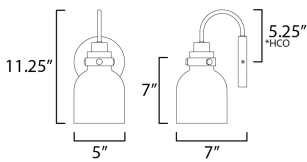
Celebrate nostalgia using these sconces that feature opal White glass shades in a bell shape. Supported on rings of metal in your choice of Polished Chrome or a bolder two-tone Black and Satin Brass, this refreshing take plays into a retro aesthetic of your bathroom decor. Available in various lengths of both vanity lights or single sconces.

MEASUREMENTS

DIMENSION : 5" W x 11.25" H x 7" Ext
 MAX OAH : 5" W x 5" H
 HANGING WEIGHT : 1.9845 lb



LAMPING

INPUT VOLTAGE : 120V
 BULB : 60W Incandescent E26 Medium , 60W Total
 BULB INCLUDED : (Not Included)
 DIMMABLE : Y
 LIGHTING_DIRECTION : Down



*Height from center of outlet to the top of the fixture

FINISHES OPTION

-  Polished Chrome (PC)
-  Satin Brass (SBR)

GLASS

White WT

MATERIAL

Steel,Glass

RATINGS

cETLus
 Damp Location



ADDITIONAL

INSTALL UP/DOWN: Down
 SLOPE: 30
 OPERATING TEMPERATURE:
 -20°C (-4°F), 40°C (104°F)

Always consult a qualified electrician before installing any lighting product.

STUDIO•M

Modifications or Customizations: Please email contract@studiomlighting.com
Sample Request: Please email order@studiomlighting.com with subject line "Sample Order_ [Project Name] / [Specifier/Designer]"
 All samples are subject to Studio M approval and must show proof of project and/or explanation.

Job Name:	Job Type:
Quantity:	Comments