





PRODUCT DESCRIPTION

Celebrate nostalgia using these sconces that feature opal White glass shades in a bell shape. Supported on rings of metal in your choice of Polished Chrome or a bolder two-tone Black and Satin Brass, this refreshing take plays into a retro aesthetic of your bathroom decor. Available in various lengths of both vanity lights or single sconces.

FINISHES OPTION

-  Polished Chrome (PC)
-  Satin Brass (SBR)

GLASS

White WT

MATERIAL

Steel, Glass

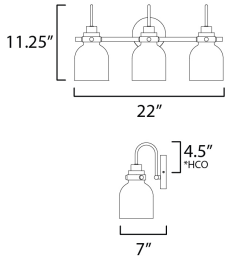
RATINGS

cETLus
Damp Location



ADDITIONAL

INSTALL UP/DOWN: Down
SLOPE: 30
OPERATING TEMPERATURE:
-20°C (-4°F), 40°C (104°F)



MEASUREMENTS

DIMENSION : 22" W x 11.25" H x 7" Ext
BACK PLATE : 5" W x 5" H x 4.5" HCO
HANGING WEIGHT : 4.69665 lb

LAMPING

INPUT VOLTAGE : 120V
BULB : 60W Incandescent E26 Medium , 180W Total
BULB INCLUDED : (Not Included)
DIMMABLE : Y
LIGHTING_DIRECTION : Down

*Height from center of outlet to the top of the fixture

Always consult a qualified electrician before installing any lighting product.



Modifications or Customizations: Please email contract@studiomlighting.com
Sample Request: Please email order@studiomlighting.com with subject line "Sample Order_ [Project Name] / [Specifier/Designer]"
All samples are subject to Studio M approval and must show proof of project and/or explanation.

Job Name:	Job Type:
Quantity:	Comments: