



**PRODUCT DESCRIPTION**

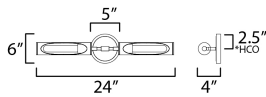
Glamorous and modern, this two-toned lighting collection plays with form and scale. A layered composition of materials, tubular lamps are protected within glass tubes sheathed in metal shades with oval cut-outs that reveal the light source. Chandelier Arms extend in elongated, uneven heights while the sconces are over-scaled for dramatic applications. Available in contrasting finish combinations of Light French Gray with Natural Aged Brass or Matte Black with Antique Brass, the vibrant color palette plays with contrast and exudes luxury.

**MEASUREMENTS**

DIMENSION : 24" W x 6" H x 4" Ext  
 BACK PLATE : 5" W x 5" H x 2.5" HCO  
 HANGING WEIGHT : 2.508 lb



**LAMPING**

INPUT VOLTAGE : 120V  
 LUMENS : 1,120 Rated (1,060 Del.)  
 BULB : 6W LED E26 Medium , 12W Total  
 BULB INCLUDED : (Included)  
 DIMMABLE : Triac or ELV  
 CRI : 90 CRI  
 COLOR\_TEMP : 2700K  
 LIGHTING\_DIRECTION : Omni



\*Height from center of outlet to the top of the fixture

**FINISHES OPTION**

-  Black / Antique Brass (BKAB)
-  Light French Gray / Natural Aged Brass (LFGNAB)

**GLASS**

Clear CL

**MATERIAL**

Steel, Glass

**RATINGS**

cETLus  
 Damp Location  
 ADA



**ADDITIONAL**

INSTALL UP/DOWN: Any  
 SLOPE:  
 RATED LIFE 25000 Hours  
 OPERATING TEMPERATURE:  
 -20°C (-4°F), 40°C (104°F)

Always consult a qualified electrician before installing any lighting product.



**Modifications or Customizations:** Please email [contract@studiomlighting.com](mailto:contract@studiomlighting.com)  
**Sample Request:** Please email [order@studiomlighting.com](mailto:order@studiomlighting.com) with subject line "Sample Order\_ [Project Name] / [Specifier/Designer]"  
 All samples are subject to Studio M approval and must show proof of project and/or explanation.

Job Name:	Job Type:
Quantity:	Comments: