



PRODUCT DESCRIPTION

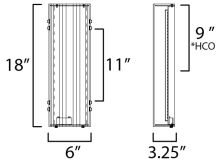
With simple linear compositions and an elongated curved form, Mat Sanders draws inspiration from the Streamline Modern era of the 1930s. The faceted opal white glass elegantly diffuses light, while solid brass details provide an elevated, timeless look. Select from 5 color temperatures by adjusting the toggle switch easily accessible behind the shade.

MEASUREMENTS

DIMENSION : 6" W x 18" H x 3.25" Ext
 BACK PLATE : 4.75" W x 17.5" H x 9" HCO
 HANGING WEIGHT : 5.81 lb



LAMPING

INPUT VOLTAGE : 120-277V
 LUMENS : 2,880 Rated (1,130 Del.)
 BULB : 25W LED DC Integrated , 25W Total
 BULB INCLUDED : (Integrated)
 DIMMABLE : Triac or ELV at 120V
 CRI : 90 CRI
 COLOR_TEMP : 27-30-35-40-50K
 LIGHTING_DIRECTION : Omni



*Height from center of outlet to the top of the fixture

FINISHES OPTION

-  Natural Aged Brass (NAB)
-  Polished Nickel (PN)

GLASS

White WT

MATERIAL

Steel, Glass

RATINGS

cETLus
 Damp Location



ADDITIONAL

INSTALL UP/DOWN: Any
 SLOPE:
 RATED LIFE 35000 Hours
 OPERATING TEMPERATURE:
 -20°C (-4°F), 40°C (104°F)

Always consult a qualified electrician before installing any lighting product.



Modifications or Customizations: Please email contract@studiomlighting.com
Sample Request: Please email order@studiomlighting.com with subject line "Sample Order_ [Project Name] / [Specifier/Designer]"
 All samples are subject to Studio M approval and must show proof of project and/or explanation.

Job Name:	Job Type:
Quantity:	Comments: