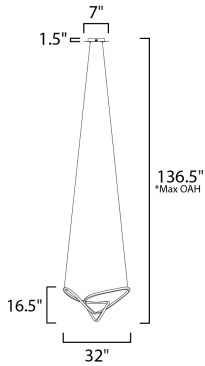




**PRODUCT DESCRIPTION**

Sweeping lines curve and curl in a continuous motion, finished in a rich Brushed Champagne or Black Chrome. Not just a lighting fixture but a sculptural work of art. Gentle illumination moves in all directions for a dramatic lighting effect.



\*max overall height



**MEASUREMENTS**

DIMENSION : 32" L x 32" W x 16.5" H  
 MAX OAH : 136.5" OAH  
 CANOPY : 7.75" W x 1.5" H x 14.25" L  
 HANGING WEIGHT : 8.47 lb

**LAMPING**

INPUT VOLTAGE : 120V  
 LUMENS : 3,150 Rated (1,800 Del.)  
 BULB : 45W LED PCB Integrated , 45W Total  
 BULB INCLUDED : (Integrated)  
 DIMMABLE : ELV or Triac  
 CRI : 90 CRI  
 COLOR\_TEMP : 3000K

**FINISHES OPTION**

-  Black Chrome (BC)
-  Brushed Champagne (BCN)

**MATERIAL**

Stainless Steel

**RATINGS**

cETLus  
 Dry Location



**ADDITIONAL**

SLOPE:  
 RATED LIFE 30000 Hours  
 OPERATING TEMPERATURE:  
 -20°C (-4°F), 40°C (104°F)

Always consult a qualified electrician before installing any lighting product.

**STUDIO•M**

**Modifications or Customizations:** Please email [contract@studiomlighting.com](mailto:contract@studiomlighting.com)  
**Sample Request:** Please email [order@studiomlighting.com](mailto:order@studiomlighting.com) with subject line "Sample Order\_ [Project Name] / [Specifier/Designer]"  
 All samples are subject to Studio M approval and must show proof of project and/or explanation.

Job Name:	Job Type:
Quantity:	Comments: