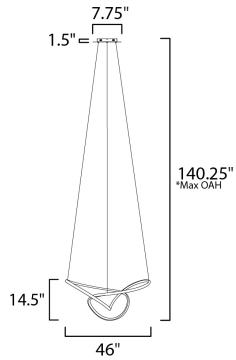




PRODUCT DESCRIPTION

Sweeping lines curve and curl in a continuous motion, finished in a rich Brushed Champagne or Black Chrome. Not just a lighting fixture but a sculptural work of art. Gentle illumination moves in all directions for a dramatic lighting effect.





MEASUREMENTS

DIMENSION : 43" L x 24.5" W x 19" H
 MAX OAH : 140.25" OAH
 CANOPY : 7.75" W x 1.5" H x 14.25" L
 HANGING WEIGHT : 11.66 lb

LAMPING

INPUT VOLTAGE : 120V
 LUMENS : 4,450 Rated (2,540 Del.)
 BULB : 63W LED PCB Integrated , 63W Total
 BULB INCLUDED : (Integrated)
 DIMMABLE : ELV or Triac
 CRI : 90 CRI
 COLOR_TEMP : 3000K

FINISHES OPTION

-  Black Chrome (BC)
-  Brushed Champagne (BCN)

MATERIAL

Stainless Steel

RATINGS

cETLus
 Dry Location



ADDITIONAL

RATED LIFE 30000 Hours
 OPERATING TEMPERATURE:
 -20°C (-4°F), 40°C (104°F)

Always consult a qualified electrician before installing any lighting product.



Modifications or Customizations: Please email contract@studiomlighting.com
Sample Request: Please email order@studiomlighting.com with subject line "Sample Order_ [Project Name] / [Specifier/Designer]"
 All samples are subject to Studio M approval and must show proof of project and/or explanation.

Job Name:	Job Type:
Quantity:	Comments: