



PRODUCT DESCRIPTION

Cut-out metalwork curves around modern bell-shaped glass shades. The series includes pendants and bath vanities available in either Clear or a swirling Marble glass. Available in various complementary finishes: Polished Chrome, Matte Black, or Natural Aged Brass these fixtures make a delightful addition to bathroom spaces, bedrooms, or over a kitchen island.




MEASUREMENTS

DIMENSION : 5.5" W x 7.25" H x 6.25" Ext  
BACK PLATE : 4.75" W x 4.75" H x 2.5" HCO  
HANGING WEIGHT : 1.98 lb

LAMPING

INPUT VOLTAGE : 120V  
BULB : 60W Incandescent E26 Medium , 60W Total  
BULB INCLUDED : (Not Included)  
DIMMABLE : Y  
LIGHTING\_DIRECTION : Up/Down

FINISHES OPTION

-  Black (BK)
-  Natural Aged Brass (NAB)
-  Polished Chrome (PC)

GLASS

Marble MR

MATERIAL

Steel, Glass

RATINGS

cULus  
Damp Location



ADDITIONAL

INSTALL UP/DOWN: Up/Down  
OPERATING TEMPERATURE:  
-20°C (-4°F), 40°C (104°F)

Always consult a qualified electrician before installing any lighting product.

STUDIO•M

Modifications or Customizations: Please email [contract@studiomlighting.com](mailto:contract@studiomlighting.com)  
Sample Request: Please email [order@studiomlighting.com](mailto:order@studiomlighting.com) with subject line  
"Sample Order\_ [Project Name] / [Specifier/Designer]"  
All samples are subject to Studio M approval and must show proof of project and/or explanation.

Job Name:	Job Type:
Quantity:	Comments