

PRODUCT DESCRIPTION

Cut-out metalwork curves around modern bell-shaped glass shades. The series includes pendants and bath vanities available in either Clear or a swirling Marble glass. Available in various complementary finishes: Polished Chrome, Matte Black, or Natural Aged Brass these fixtures make a delightful addition to bathroom spaces, bedrooms, or over a kitchen island.




MEASUREMENTS

DIMENSION : 13.5" W x 8" H x 7" Ext
 BACK PLATE : 5" W x 5" H x 2.5" HCO
 HANGING WEIGHT : 4.84 lb

LAMPING

INPUT VOLTAGE : 120V
 BULB : 60W Incandescent E26 Medium , 120W Total
 BULB INCLUDED : (Not Included)
 DIMMABLE : Y
 LIGHTING_DIRECTION : Up/Down

FINISHES OPTION

-  Black (BK)
-  Natural Aged Brass (NAB)
-  Polished Chrome (PC)

GLASS

Marble MR

MATERIAL

Steel, Glass

RATINGS

cULus
 Damp Location



ADDITIONAL

INSTALL UP/DOWN: Up/Down
 OPERATING TEMPERATURE:
 -20°C (-4°F), 40°C (104°F)

Always consult a qualified electrician before installing any lighting product.



Modifications or Customizations: Please email contract@studiomlighting.com
Sample Request: Please email order@studiomlighting.com with subject line "Sample Order_ [Project Name] / [Specifier/Designer]"
 All samples are subject to Studio M approval and must show proof of project and/or explanation.

Job Name:	Job Type:
Quantity:	Comments: