



**PRODUCT DESCRIPTION**

Cut-out metalwork curves around modern bell-shaped glass shades. The series includes pendants and bath vanities available in either Clear or a swirling Marble glass. Available in various complementary finishes: Polished Chrome, Matte Black, or Natural Aged Brass these fixtures make a delightful addition to bathroom spaces, bedrooms, or over a kitchen island.




**MEASUREMENTS**

DIMENSION : 29.5" W x 8" H x 7" Ext  
 BACK PLATE : 5" W x 5" H x 2.5" HCO  
 HANGING WEIGHT : 8.8 lb

**LAMPING**

INPUT VOLTAGE : 120V  
 BULB : 60W Incandescent E26 Medium , 240W Total  
 BULB INCLUDED : (Not Included)  
 DIMMABLE : Y  
 LIGHTING\_DIRECTION : Up/Down

**FINISHES OPTION**

-  Black (BK)
-  Natural Aged Brass (NAB)
-  Polished Chrome (PC)

**GLASS**

Clear CL

**MATERIAL**

Steel, Glass

**RATINGS**

cULus  
 Damp Location



**ADDITIONAL**

INSTALL UP/DOWN: Up/Down  
 OPERATING TEMPERATURE:  
 -20°C (-4°F), 40°C (104°F)

Always consult a qualified electrician before installing any lighting product.



**Modifications or Customizations:** Please email [contract@studiomlighting.com](mailto:contract@studiomlighting.com)  
**Sample Request:** Please email [order@studiomlighting.com](mailto:order@studiomlighting.com) with subject line "Sample Order\_ [Project Name] / [Specifier/Designer]"  
 All samples are subject to Studio M approval and must show proof of project and/or explanation.

Job Name:	Job Type:
Quantity:	Comments: