



PRODUCT DESCRIPTION

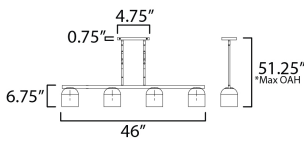
Cut-out metalwork curves around modern bell-shaped glass shades. The series includes pendants and bath vanities available in either Clear or a swirling Marble glass. Available in various complementary finishes: Polished Chrome, Matte Black, or Natural Aged Brass these fixtures make a delightful addition to bathroom spaces, bedrooms, or over a kitchen island.

MEASUREMENTS

DIMENSION : 46" L x 5.25" W x 6.75" H
 MAX OAH : 51.25" OAH
 CANOPY : 4.75" W x 0.75" H x 10.25" L
 HANGING WEIGHT : 9.7 lb




LAMPING

INPUT VOLTAGE : 120V
 BULB : 60W Incandescent E26 Medium , 240W Total
 BULB INCLUDED : (Not Included)
 DIMMABLE : Triac or ELV



*max overall height

FINISHES OPTION

-  Black (BK)
-  Natural Aged Brass (NAB)
-  Polished Chrome (PC)

GLASS

Marble MR

MATERIAL

Steel, Glass

RATINGS

cULus
 Dry Location



ADDITIONAL

OPERATING TEMPERATURE:
 -20°C (-4°F), 40°C (104°F)

Always consult a qualified electrician before installing any lighting product.

STUDIO•M

Modifications or Customizations: Please email contract@studiomlighting.com
Sample Request: Please email order@studiomlighting.com with subject line "Sample Order_ [Project Name] / [Specifier/Designer]"
 All samples are subject to Studio M approval and must show proof of project and/or explanation.

Job Name:	Job Type:
Quantity:	Comments: