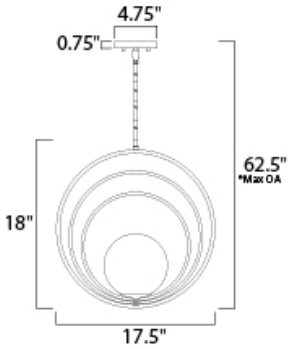




PRODUCT DESCRIPTION

Adjustable rings available in Polished Chrome or Satin Brass add dimension to this contemporary pendant design. Opal white glass softly diffuses light to complete the look.



*max overall height



MEASUREMENTS

DIMENSION : 17.5" W x 18" H
 MAX OAH : 62.5" OAH
 CANOPY : 4.75" W x 0.75" H
 HANGING WEIGHT : 5.68 lb

LAMPING

INPUT VOLTAGE : 120V
 BULB : 60W Incandescent E26 Medium , 60W Total
 BULB INCLUDED : (Not Included)
 DIMMABLE : Yes

FINISHES OPTION

-  Polished Chrome (PC)
-  Satin Brass (SBR)

GLASS

Satin White SW

MATERIAL

Steel, Glass

RATINGS

cULus
 Dry Location



ADDITIONAL

ADJUSTABLE
 SLOPE: 15
 OPERATING TEMPERATURE:
 -20°C (-4°F), 40°C (104°F)

Always consult a qualified electrician before installing any lighting product.

STUDIO•M

Modifications or Customizations: Please email contract@studiomlighting.com
Sample Request: Please email order@studiomlighting.com with subject line "Sample Order_ [Project Name] / [Specifier/Designer]"
 All samples are subject to Studio M approval and must show proof of project and/or explanation.

Job Name:	Job Type:
Quantity:	Comments: