





PRODUCT DESCRIPTION

Coastally inspired, the wide brimmed aluminum spun shade on this series of outdoor rated sconces, pendants, and flush mounts features a tiered shade design. The ringed separation features a filigree of oval cut outs, whereby a single lamp illuminates the Satin White glass supporting it. The resulting light is dispersed both above and below the spun shade as well as through the patterned filigree. Both modern and classic homes can appreciate this classic design reimagined. The series is available either in Matte Black or a striking Two-Tone Black with Antique Brass.

FINISHES OPTION

-  Black (BK)
-  Black / Antique Brass (BKAB)

GLASS

Satin White SW

MATERIAL

Aluminum, Glass

RATINGS

cETLus
Wet Location



ADDITIONAL

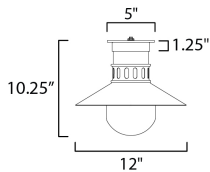
SLOPE:
OPERATING TEMPERATURE:
-20°C (-4°F), 40°C (104°F)

MEASUREMENTS

- DIMENSION : 12" L x 12" W x 10.25" H
- CANOPY : 5" W x 1.25" H x 5" L
- HANGING WEIGHT : 2.89 lb

LAMPING

- INPUT VOLTAGE : 120V
- BULB : 60W Incandescent E26 Medium , 60W Total
- BULB INCLUDED : (Not Included)
- DIMMABLE : Y



Always consult a qualified electrician before installing any lighting product.

STUDIO•M

Modifications or Customizations: Please email contract@studiomlighting.com
Sample Request: Please email order@studiomlighting.com with subject line "Sample Order_ [Project Name] / [Specifier/Designer]"
 All samples are subject to Studio M approval and must show proof of project and/or explanation.

Job Name:	Job Type:
Quantity:	Comments: