



PRODUCT DESCRIPTION

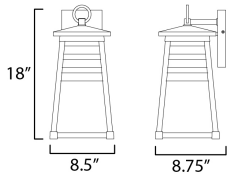
Contrasting louvered insets are set within Matte Black trapezoidal frames. The frames are made of Vivex so their finish will withstand harsher climates. The louvered panel insets are made of aluminum and feature a full cut-off design aesthetic making this design suitable for Dark Sky applications. An added benefit is the removal of glass altogether, adding a robust quality to the construction of the fixtures leading to longevity and lower maintenance. These wide plank louver panels complement the design's coastal styling adding interest in contrasting Weathered Zinc or White options, while the matte Black finish blends into the frame for a cleaner, more seamless approach.

MEASUREMENTS




DIMENSION : 8.5" W x 18" H x 8.75" Ext
 BACK PLATE : 4.75" W x 6.75" H x 14.75" HCO
 HANGING WEIGHT : 3.41 lb

LAMPING

INPUT VOLTAGE : 120V
 BULB : 60W Incandescent E26 Medium , 60W Total
 BULB INCLUDED : (Not Included)
 LIGHTING_DIRECTION : Up



FINISHES OPTION

-  Black (BK)
-  Weathered Zinc/Black (WZBK)
-  White / Black (WTBK)

MATERIAL

EPMM, Aluminum

RATINGS

cETLus
 Wet Location
 DARKSKY



ADDITIONAL

INSTALL UP/DOWN: Up
 OPERATING TEMPERATURE:
 -20°C (-4°F), 40°C (104°F)

Always consult a qualified electrician before installing any lighting product.



Modifications or Customizations: Please email contract@studiomlighting.com
Sample Request: Please email order@studiomlighting.com with subject line "Sample Order_ [Project Name] / [Specifier/Designer]"
 All samples are subject to Studio M approval and must show proof of project and/or explanation.

Job Name:	Job Type:
Quantity:	Comments: