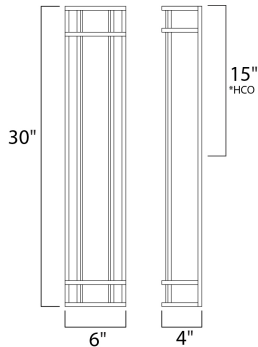




**PRODUCT DESCRIPTION**

Crafted of 304 Grade Stainless steel and UV stabilized acrylic, Moon Ray offers a classic design thoughtfully engineered to withstand commercial uses indoors and outdoors. Advanced LED technology delivers high light output.



\*height from center of outlet to the top of the fixture



**MEASUREMENTS**

DIMENSION : 6" W x 30" H x 4" Ext  
 BACK PLATE : 5.25" W x 29" H x 15" HCO  
 HANGING WEIGHT : 6.35 lb

**LAMPING**

INPUT VOLTAGE : 120-277V  
 LUMENS : 2,150 Rated (1,450 Del.)  
 BULB : 28W LED PCB Integrated , 28W Total  
 BULB INCLUDED : (Integrated)  
 DIMMABLE : No  
 CRI : 80+ CRI  
 COLOR\_TEMP : 3000K

**FINISHES OPTION**

-  Bronze (BZ)
-  Satin Nickel (SN)

**GLASS**

White WT

**MATERIAL**

Stainless Steel, Acrylic

**RATINGS**

cETLus  
 Wet Location  
 ADA



**ADDITIONAL**

INSTALL UP/DOWN: Up  
 OPERATING TEMPERATURE:  
 -20°C (-4°F), 40°C (104°F)  
 PHOTOMETRIC: Report Found Online

Always consult a qualified electrician before installing any lighting product.



**Modifications or Customizations:** Please email [contract@studiomlighting.com](mailto:contract@studiomlighting.com)  
**Sample Request:** Please email [order@studiomlighting.com](mailto:order@studiomlighting.com) with subject line  
 "Sample Order\_ [Project Name] / [Specifier/Designer]"  
 All samples are subject to Studio M approval and must show proof of project and/or explanation.

Job Name:	Job Type:
Quantity:	Comments: