


LENCIR | FLUSH / WALL MOUNT

SM568710 / SM568711 / SM568712 / SM568713 / SM568714 / SM568715 / SM568736 / SM568737 / SM568780 / SM568784 / SM568810 / SM568812 / SM568814

- New models feature 120-277V
- Die Cast Aluminum
- Edge Lit LED technology
- Available in Black, Bronze, Satin Nickel and White finishes
- Choice of 4 Size Options between 5" and 15"
- Thin profile of .5"
- Wet Location Rated
- Dimmable with Triac and ELV Dimmers,
- ELV only at 120V
- Energy Star
- T24 Options



SM568780WT
7" Empty Shell



SM568784WTWT
Wafer LED 7" RD w/ 1.5 hours
Emergency Back Up

PRODUCT DESCRIPTION

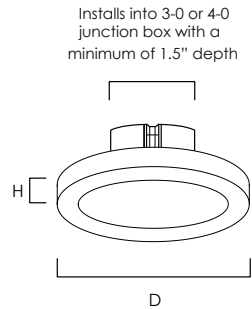
This wafer thin disc was designed for the discriminate consumer who wants the low profile look of recessed without the high cost. Manufactured of die cast aluminum, Wafer brings ultimate heat dissipation to its edge lit technology. Edge lighting gives very even light distribution while dispersing heat over a larger area. The result of this is longer LED life and better light diffusion.

MEASUREMENTS

MODEL	DIMENSION	MODEL	DIMENSION
SM568710	5.5"W x 0.5"H x 5.5"L	SM568784	7"W x 2"H x 7"L
SM568711	5.5"W x 0.5"H x 5.5"L	SM568714	9"W x 1.5"H x 9"L
SM568810	5.5"W x 0.5"H x 5.5"L	SM568715	9"W x 0.5"H x 9"L
SM568712	7"W x 0.5"H x 7"L	SM568814	9.5"W x 0.5"H x 9"L
SM568713	7"W x 0.5"H x 7"L	SM568736	15"W x 0.5"H x 15"L
SM568812	7"W x 0.5"H x 7"L	SM568737	15"W x 0.5"H x 15"L

LAMPING

MODEL	BULB TYPE	CRI	COL TEMP.	LUMENS RATED	DEL	DIMMABLE	INPUT
SM568710	10W AC Integrated LED	90+	3000K	930	750	ELV	120-277V
SM568711	10W AC Integrated LED	90+	3000K	930	750	0-10V	120-277V
SM568712	15W AC Integrated LED	90+	3000K	1350	1100	ELV	120-277V
SM568713	15W AC Integrated LED	90+	3000K	1500	1200	0-10V	120-277V
SM568714	20W AC Integrated LED	90+	3000K	2100	1700	ELV	120-277V
SM568715	20W AC Integrated LED	90+	3000K	2250	1800	0-10V	120-277V
SM568736	30W AC Integrated LED	90+	3000K	3000	2400	ELV	120-277V
SM568737	30W AC Integrated LED	90+	4000K	3000	2400	0-10V	120-277V
SM568784	17W AC Integrated LED	90+	3000K	1250	1000	ELV	120-277V
SM568810	10W AC Integrated LED	90+	4000K	930	750	ELV	120-277V
SM568812	15W AC Integrated LED	90+	4000K	1500	1250	ELV	120-277V
SM568814	20W AC Integrated LED	90+	4000K	2200	1800	ELV	120-277V




FINISHES OPTIONS:

White (WT)

Bronze (BZ)

Satin Nickel (SN)

Black (BK)



MATERIAL:

Aluminum Construction
Polycarbonate Lens

AVAILABLE SIZES:

5.5" | 7" | 9" | 9.5" | 15"

RATINGS:

cETLus
Wet Location
Energy Star
Title 24 JA8 compliant
ADA
Dimmable:
Closets Rated: 410.8 & 410.16



ADDITIONAL:

RATED LIFE: 50,000 Hours
OPERATING TEMP: -20° C (-4°), 40° C (104°F)
PHOTOMETRIC: Report Found Online

Always consult a qualified electrician before installing any lighting product.

STUDIO•M

Modifications of Customization : Please email contract@studiomlighting.com

Sample Request : Please email Order@studiomlighting.com with line

"Sample Order _ [Project Name] / [Specifier/Designer]"

All samples are subject to Studio M approval and must show proof of project and/or explanation

Job Name:	Job Type:
Quantity:	Comments:

StudioMlighting.com - 1.626.956.4209