


LENCIR | FLUSH / WALL MOUNT

SM568710 / SM568711 / SM568712 / SM568713 / SM568714 / SM568715 / SM568736 / SM568737 / SM568780 / SM568784 / SM568810 / SM568812 / SM568814

- New models feature 120-277V
- Die Cast Aluminum
- Edge Lit LED technology
- Available in Black, Bronze, Satin Nickel and White finishes
- Choice of 4 Size Options between 5" and 15"
- Thin profile of .5"
- Wet Location Rated
- Dimmable with Triac and ELV Dimmers,
- ELV only at 120V
- Energy Star
- T24 Options



SM568780WT
7" Empty Shell



SM568784WTWT
Wafer LED 7" RD w/ 1.5 hours
Emergency Back Up

PRODUCT DESCRIPTION

This wafer thin disc was designed for the discriminate consumer who wants the low profile look of recessed without the high cost. Manufactured of die cast aluminum, Wafer brings ultimate heat dissipation to its edge lit technology. Edge lighting gives very even light distribution while dispersing heat over a larger area. The result of this is longer LED life and better light diffusion.

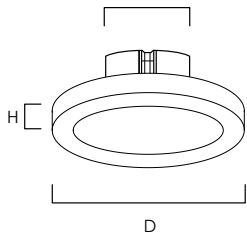
MEASUREMENTS

| MODEL | DIMENSION | MODEL | DIMENSION |
|----------|-----------------------|----------|---------------------|
| SM568710 | 5.5"W x 0.5"H x 5.5"L | SM568784 | 7"W x 2"H x 7"L |
| SM568711 | 5.5"W x 0.5"H x 5.5"L | SM568714 | 9"W x 1.5"H x 9"L |
| SM568810 | 5.5"W x 0.5"H x 5.5"L | SM568715 | 9"W x 0.5"H x 9"L |
| SM568712 | 7"W x 0.5"H x 7"L | SM568814 | 9.5"W x 0.5"H x 9"L |
| SM568713 | 7"W x 0.5"H x 7"L | SM568736 | 15"W x 0.5"H x 15"L |
| SM568812 | 7"W x 0.5"H x 7"L | SM568737 | 15"W x 0.5"H x 15"L |

LAMPING

| MODEL | BULB TYPE | CRI | COL TEMP. | LUMENS RATED | DEL | DIMMABLE | INPUT |
|----------|-----------------------|-----|-----------|--------------|------|----------|----------|
| SM568710 | 10W AC Integrated LED | 90+ | 3000K | 930 | 750 | ELV | 120-277V |
| SM568711 | 10W AC Integrated LED | 90+ | 3000K | 930 | 750 | 0-10V | 120-277V |
| SM568712 | 15W AC Integrated LED | 90+ | 3000K | 1350 | 1100 | ELV | 120-277V |
| SM568713 | 15W AC Integrated LED | 90+ | 3000K | 1500 | 1200 | 0-10V | 120-277V |
| SM568714 | 20W AC Integrated LED | 90+ | 3000K | 2100 | 1700 | ELV | 120-277V |
| SM568715 | 20W AC Integrated LED | 90+ | 3000K | 2250 | 1800 | 0-10V | 120-277V |
| SM568736 | 30W AC Integrated LED | 90+ | 3000K | 3000 | 2400 | ELV | 120-277V |
| SM568737 | 30W AC Integrated LED | 90+ | 4000K | 3000 | 2400 | 0-10V | 120-277V |
| SM568784 | 17W AC Integrated LED | 90+ | 3000K | 1250 | 1000 | ELV | 120-277V |
| SM568810 | 10W AC Integrated LED | 90+ | 4000K | 930 | 750 | ELV | 120-277V |
| SM568812 | 15W AC Integrated LED | 90+ | 4000K | 1500 | 1250 | ELV | 120-277V |
| SM568814 | 20W AC Integrated LED | 90+ | 4000K | 2200 | 1800 | ELV | 120-277V |

Installs into 3-0 or 4-0 junction box with a minimum of 1.5" depth




FINISHES OPTIONS:

White (WT)

Bronze (BZ)

Satin Nickel (SN)

Black (BK)



MATERIAL:

Aluminum Construction
Polycarbonate Lens

AVAILABLE SIZES:

5.5" | 7" | 9" | 9.5" | 15"

RATINGS:

cETLus
Wet Location
Energy Star
Title 24 JA8 compliant
ADA
Dimmable:
Closets Rated: 410.8 & 410.16



ADDITIONAL:

RATED LIFE: 50,000 Hours
OPERATING TEMP: -20° C (-4°), 40° C (104°F)
PHOTOMETRIC: Report Found Online

Always consult a qualified electrician before installing any lighting product.

STUDIO•M

Modifications of Customization : Please email contract@studiomlighting.com

Sample Request : Please email Order@studiomlighting.com with line

"Sample Order _ [Project Name] / [Specifier/Designer]"

All samples are subject to Studio M approval and must show proof of project and/or explanation

| | |
|-----------|-----------|
| Job Name: | Job Type: |
| Quantity: | Comments: |

StudioMlighting.com - 1.626.956.4209