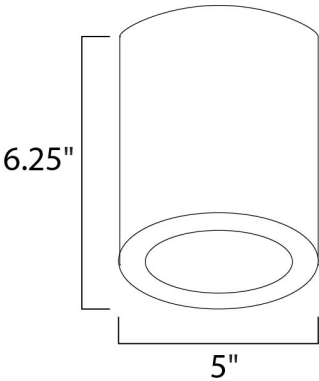


PRODUCT DESCRIPTION

Indirect exterior lighting not only provides illumination where you want but it also highlights the building structure for a beautiful architectural effect. Our collection of up and down lighting fixtures are available in both Architectural Bronze, Black, and Brushed Aluminum.






MEASUREMENTS

DIMENSION : 5" L x 5" W x 6.25" H  
HANGING WEIGHT : 3.03 lb

LAMPING

INPUT VOLTAGE : 120V  
LUMENS : 1,200 Rated  
BULB : 15W LED PCB Integrated , 15W Total  
BULB INCLUDED : (Integrated)  
DIMMABLE : ELV or Triac CL  
CRI : 90+ CRI  
COLOR\_TEMP : 3000K

FINISHES OPTION

-  Architectural Bronze (ABZ)
-  Brushed Aluminum (AL)
-  White (WT)

MATERIAL

Aluminum + Glass

RATINGS

cETLus  
Damp Location  
DARKSKY



ADDITIONAL

RATED LIFE 35000 Hours  
OPERATING TEMPERATURE:  
-20°C (-4°F), 40°C (104°F)

PHOTOMETRIC: Report Found Online

Always consult a qualified electrician before installing any lighting product.



Modifications or Customizations: Please email [contract@studiomlighting.com](mailto:contract@studiomlighting.com)  
Sample Request: Please email [order@studiomlighting.com](mailto:order@studiomlighting.com) with subject line  
"Sample Order\_ [Project Name] / [Specifier/Designer]"  
All samples are subject to Studio M approval and must show proof of project and/or explanation.

|           |           |
|-----------|-----------|
| Job Name: | Job Type: |
| Quantity: | Comments  |