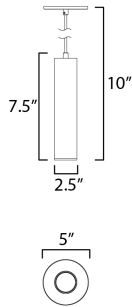




PRODUCT DESCRIPTION

This classic cylinder design has been made ultra-thin intending its use in applications requiring ADA compliance. The sconce casts generous lighting both upwards and downwards using dedicated, high-powered LED. Concealed within the frame, there is a range voltage 120-277V LED driver making this a great option for light commercial as well as residential applications. Available in Matte Black, Architectural Bronze and White outdoor powder coat finishes. For Dark Sky applications, make use of the optional Dark Sky Cap available.






MEASUREMENTS

DIMENSION : 2.5" L x 2.5" W x 7.5" H
 MAX OAH : 128.5" OAH
 CANOPY : 5" W x 0.25" H x 5" L
 HANGING WEIGHT : 1.98 lb

LAMPING

INPUT VOLTAGE : 120-277V
 LUMENS : 700 Rated (640 Del.)
 BULB : 7W LED DC Integrated , 7W Total
 BULB INCLUDED : (Integrated)
 DIMMABLE : Triac or ELV at 120V
 CRI : 90 CRI
 COLOR_TEMP : 3000K

FINISHES OPTION

-  Architectural Bronze (ABZ)
-  Black (BK)
-  White (WT)

MATERIAL

Aluminum, Glass

RATINGS

cETLus
 Damp Location
 CA Title 24



ADDITIONAL

SLOPE:
 RATED LIFE 25000 Hours
 OPERATING TEMPERATURE:
 -20°C (-4°F), 40°C (104°F)

Always consult a qualified electrician before installing any lighting product.



Modifications or Customizations: Please email contract@studiomlighting.com

Sample Request: Please email order@studiomlight.com with subject line

"Sample Order_ [Project Name] / [Specifier/Designer]"

All samples are subject to Studio M approval and must show proof of project and/or explanation.

Job Name:	Job Type:
Quantity:	Comments: